ceder



Putting the Logic in Logic Models

SCHOOL OF EDUCATION
UNIVERSITY OF MICHIGAN

Sarah Beu, MSW

Stephanie Hensel, MA

Victoria Bigelow, PhD



Overview



Examples



Benefits



Resources



Overview of Logic Models

CEDER

What is a logic model?

CEDER

"A logic model is a systematic and visual way to present and share your understanding of the relationships among the resources you have to operate your program, the activities you plan, and the changes or results you hope to achieve."

(W.K. Kellogg Foundation, 2004)



Program Logic Model

Program logic models have four main columns:



Inputs



Activities



Outputs



Outcomes

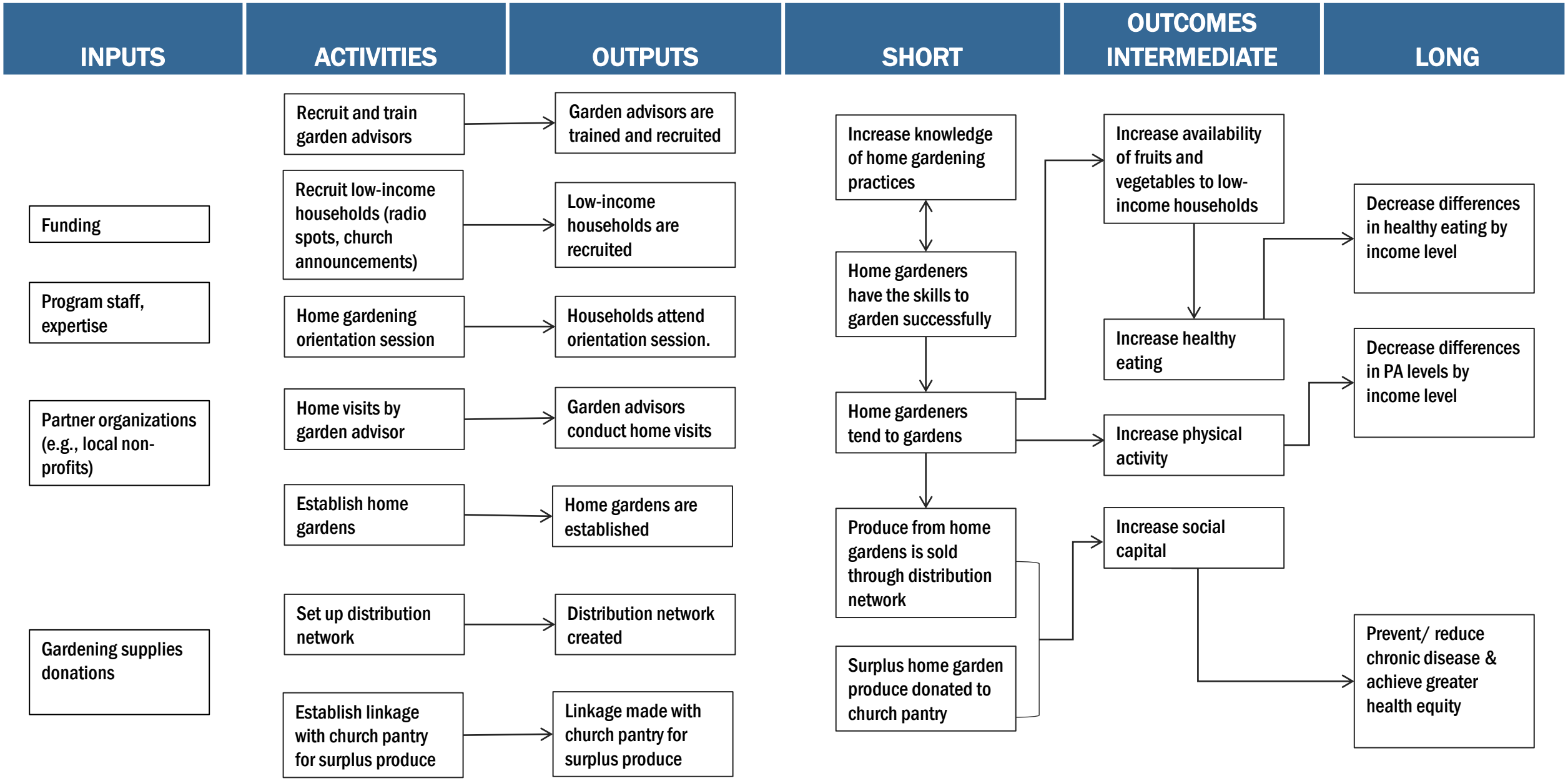
INPUTS
ACTIVITIES
OUTPUTS
SHORT
OUTCOMES
INTERMEDIATE
LONG
Funding
Program staff, expertise
Partner organizations (e.g., local non-profits)
Gardening supplies donations
Recruit and train garden advisors
Garden advisors are trained and recruited
Recruit low-income households (radio spots, church announcements)
Low-income households are recruited
Home gardening orientation session
Households attend orientation session.
Home visits by garden advisor
Garden advisors conduct home visits
Establish home gardens
Home gardens are established
Set up distribution network
Distribution network created
Establish linkage with church pantry for surplus produce
Linkage made with church pantry for surplus produce
Increase knowledge of home gardening practices
Home gardeners have the skills to garden successfully
Home gardeners tend to gardens
Produce from home gardens is sold through distribution network
Surplus home garden produce donated to church pantry
Increase availability of fruits and vegetables to low-income households
Increase healthy eating
Increase physical activity
Increase social capital
Decrease differences in healthy eating by income level
Decrease differences in PA levels by income level
Prevent/ reduce chronic disease & achieve greater health equity

Input

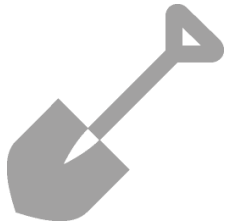

Also referred to as resources or factors



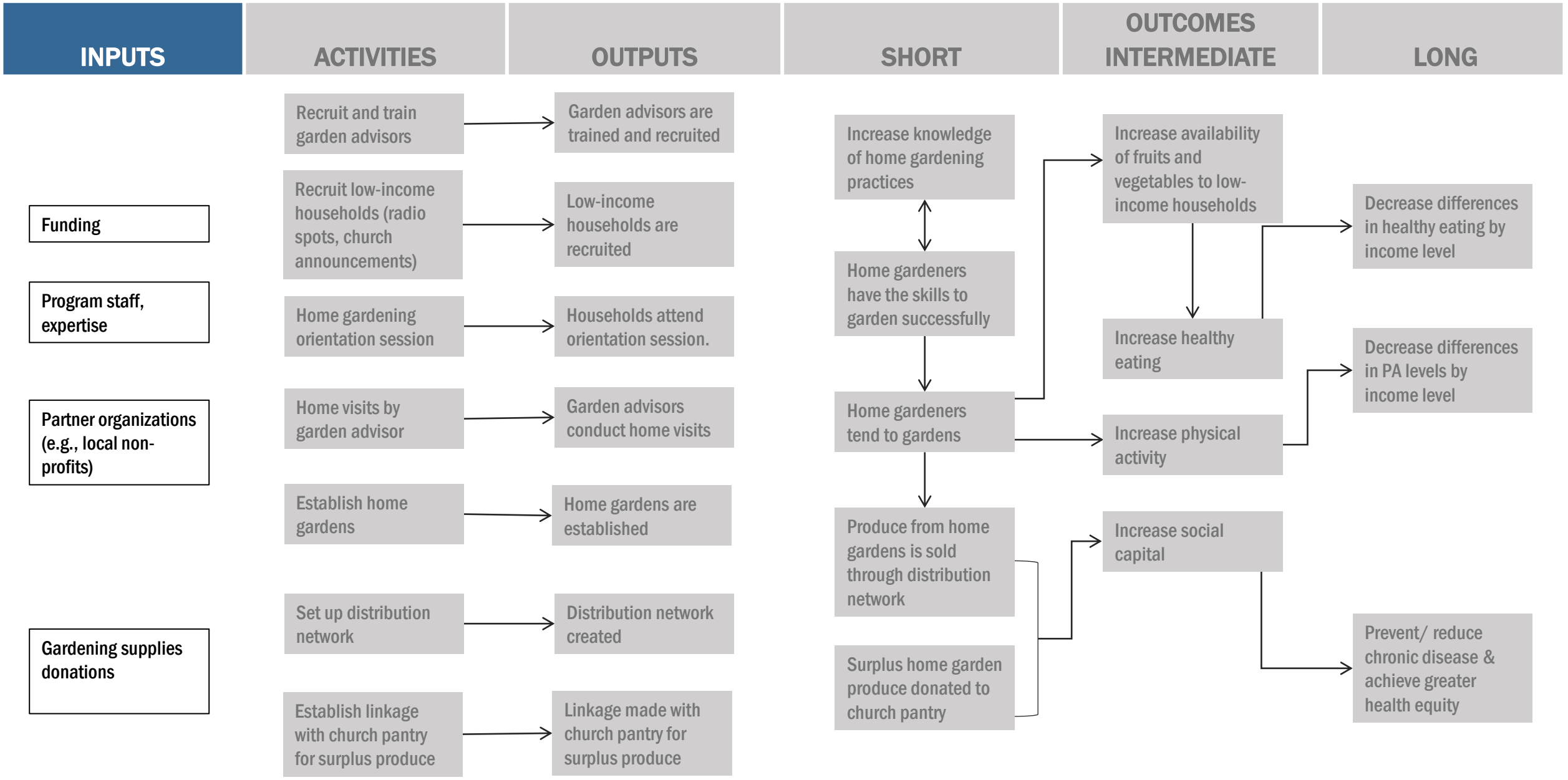
INPUTS
ACTIVITIES
OUTPUTS
SHORT
OUTCOMES
INTERMEDIATE
LONG
Funding
Program staff, expertise
Partner organizations (e.g., local non-profits)
Gardening supplies donations
Recruit and train garden advisors
Garden advisors are trained and recruited
Recruit low-income households (radio spots, church announcements)
Low-income households are recruited
Home gardening orientation session
Households attend orientation session.
Home visits by garden advisor
Garden advisors conduct home visits
Establish home gardens
Home gardens are established
Set up distribution network
Distribution network created
Establish linkage with church pantry for surplus produce
Linkage made with church pantry for surplus produce
Increase knowledge of home gardening practices
Home gardeners have the skills to garden successfully
Home gardeners tend to gardens
Produce from home gardens is sold through distribution network
Surplus home garden produce donated to church pantry
Increase availability of fruits and vegetables to low-income households
Increase healthy eating
Increase physical activity
Increase social capital
Decrease differences in healthy eating by income level
Decrease differences in PA levels by income level
Prevent/ reduce chronic disease & achieve greater health equity

Activities

Specific actions that make up the program



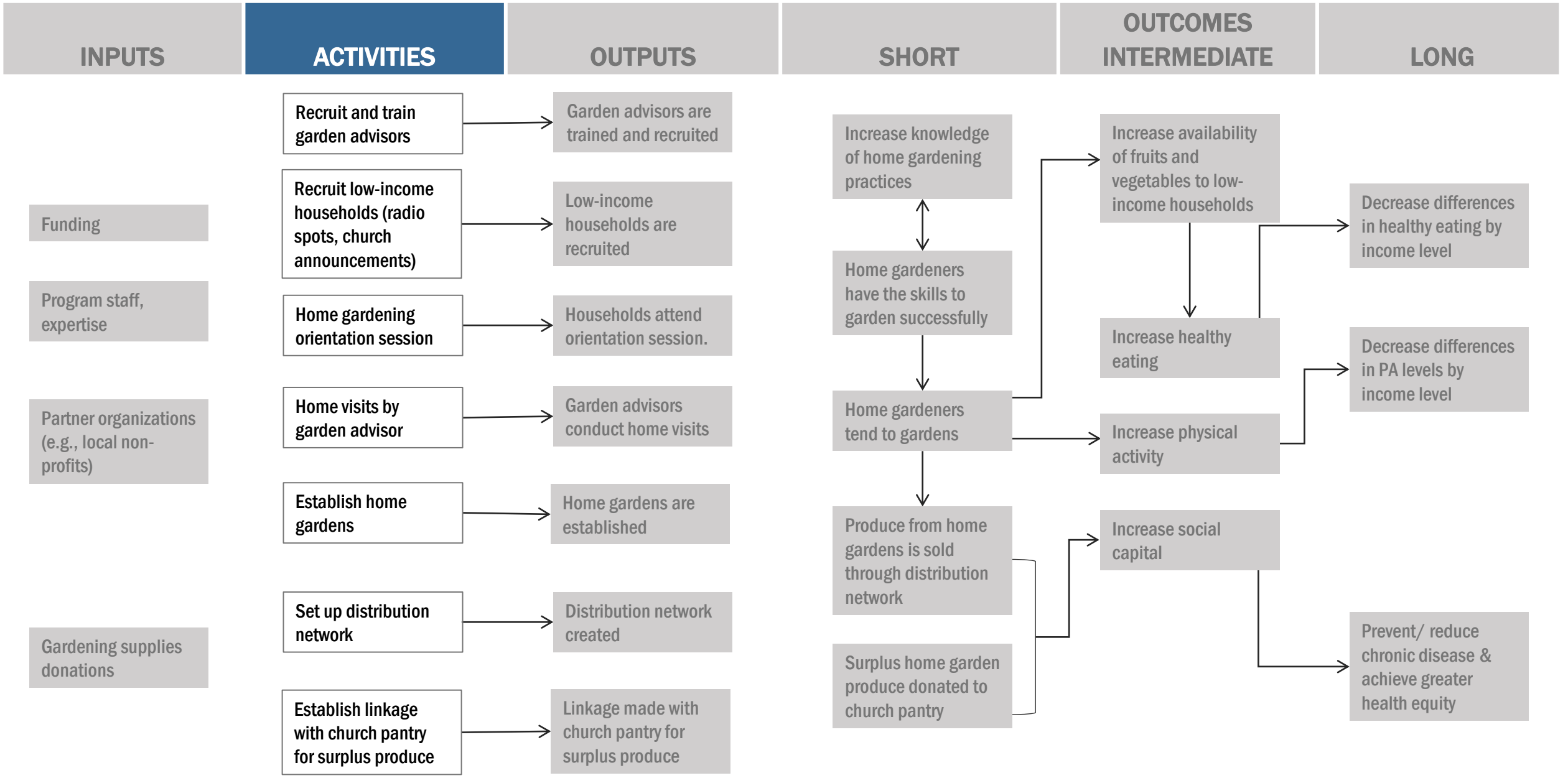
INPUTS
ACTIVITIES
OUTPUTS
SHORT
OUTCOMES
INTERMEDIATE
LONG
Funding
Program staff, expertise
Partner organizations (e.g., local non-profits)
Gardening supplies donations
Recruit and train garden advisors
Garden advisors are trained and recruited
Recruit low-income households (radio spots, church announcements)
Low-income households are recruited
Home gardening orientation session
Households attend orientation session.
Home visits by garden advisor
Garden advisors conduct home visits
Establish home gardens
Home gardens are established
Set up distribution network
Distribution network created
Establish linkage with church pantry for surplus produce
Linkage made with church pantry for surplus produce
Increase knowledge of home gardening practices
Home gardeners have the skills to garden successfully
Home gardeners tend to gardens
Produce from home gardens is sold through distribution network
Surplus home garden produce donated to church pantry
Increase availability of fruits and vegetables to low-income households
Increase healthy eating
Increase physical activity
Increase social capital
Decrease differences in healthy eating by income level
Decrease differences in PA levels by income level
Prevent/ reduce chronic disease & achieve greater health equity

Outputs

What the activities will produce



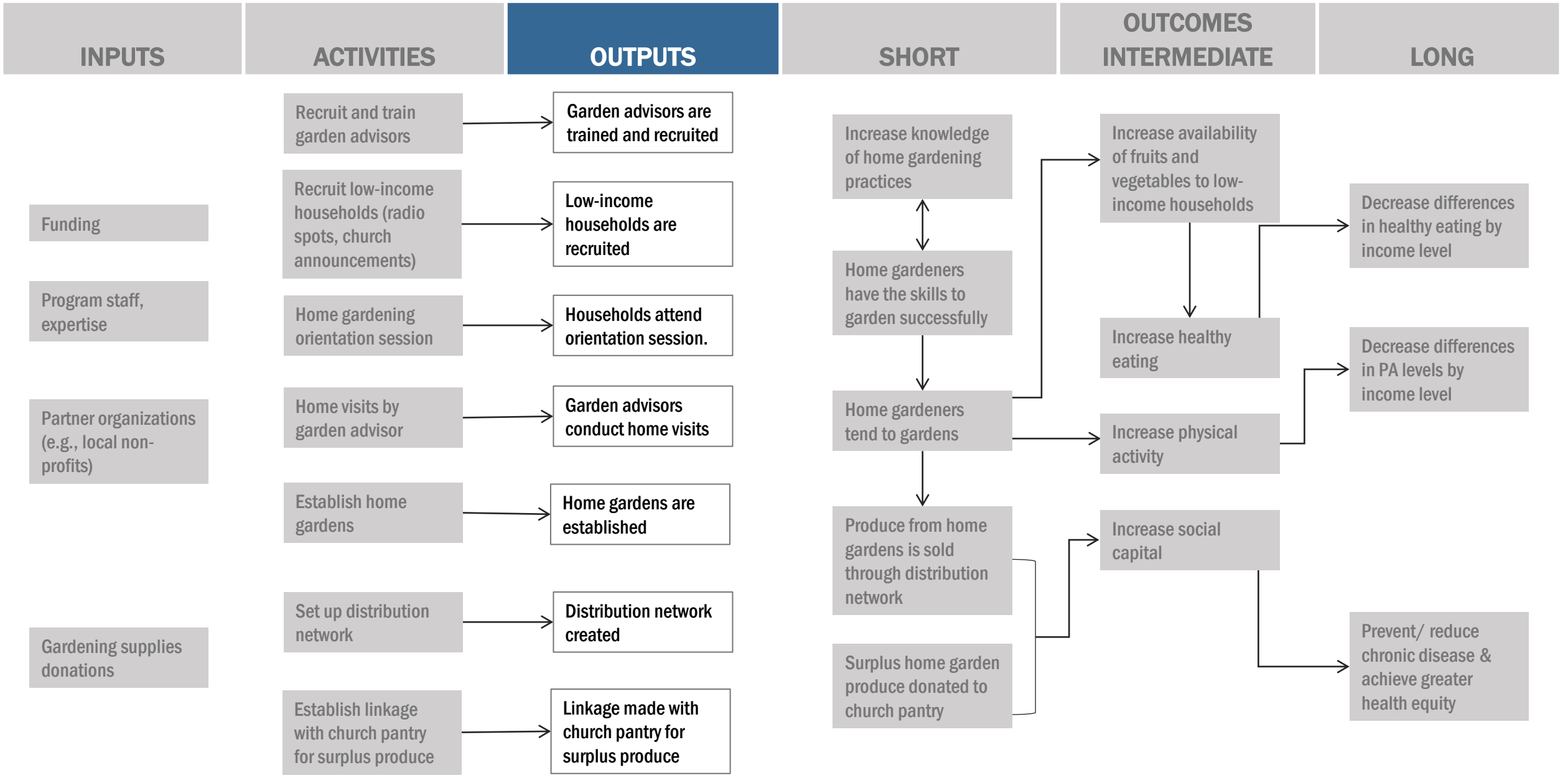
INPUTS
ACTIVITIES
OUTPUTS
SHORT
OUTCOMES
INTERMEDIATE
LONG
Funding
Program staff, expertise
Partner organizations (e.g., local non-profits)
Gardening supplies donations
Recruit and train garden advisors
Recruit low-income households (radio spots, church announcements)
Home gardening orientation session
Home visits by garden advisor
Establish home gardens
Set up distribution network
Establish linkage with church pantry for surplus produce
Garden advisors are trained and recruited
Low-income households are recruited
Households attend orientation session.
Garden advisors conduct home visits
Home gardens are established
Distribution network created
Linkage made with church pantry for surplus produce
Increase knowledge of home gardening practices
Home gardeners have the skills to garden successfully
Home gardeners tend to gardens
Produce from home gardens is sold through distribution network
Surplus home garden produce donated to church pantry
Increase availability of fruits and vegetables to low-income households
Increase healthy eating
Increase physical activity
Increase social capital
Decrease differences in healthy eating by income level
Decrease differences in PA levels by income level
Prevent/ reduce chronic disease & achieve greater health equity

Outcomes

Outcomes are about changes, often in program participants or organizations



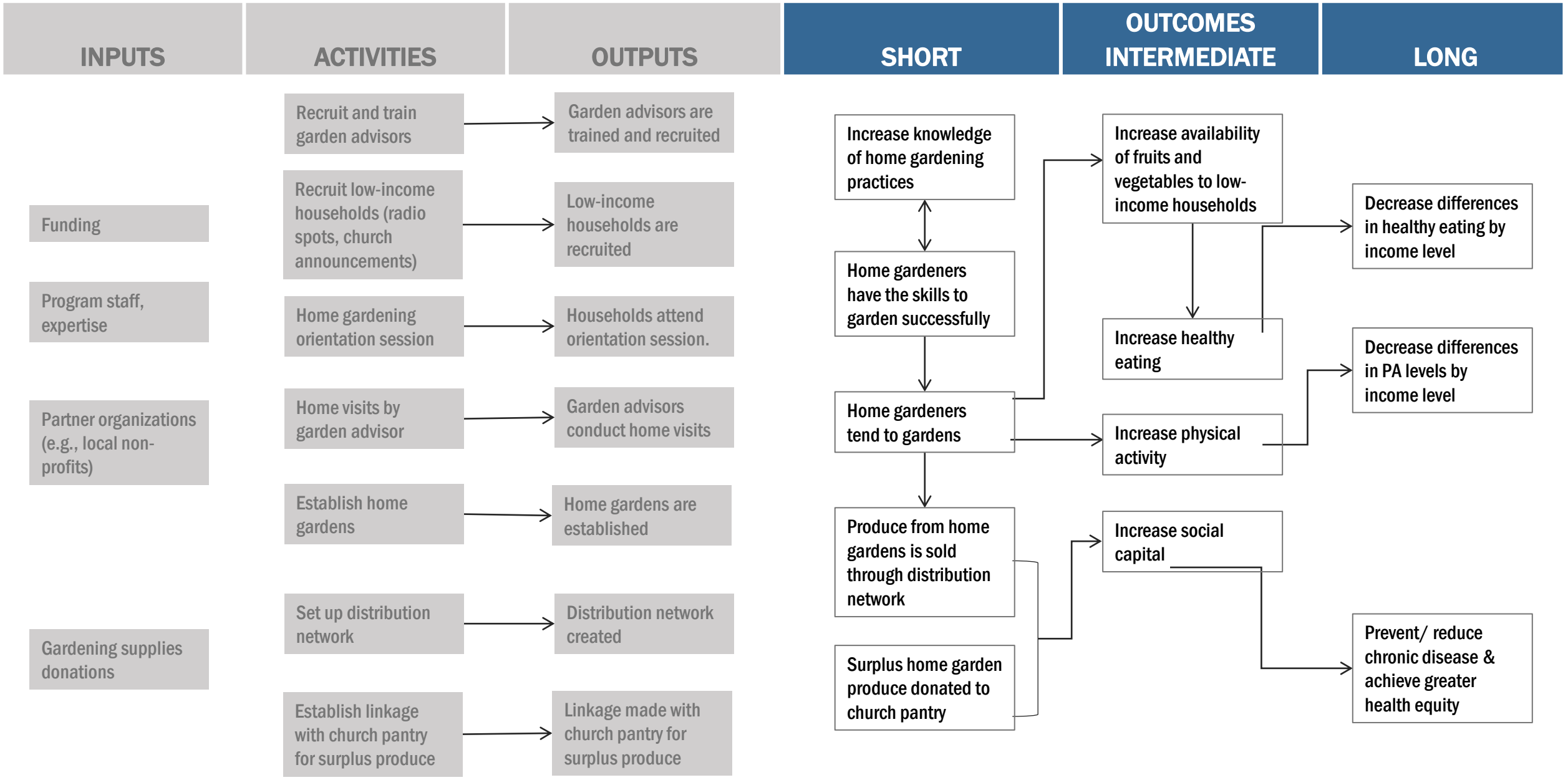
INPUTS
ACTIVITIES
OUTPUTS
SHORT
OUTCOMES
INTERMEDIATE
LONG
Funding
Program staff, expertise
Partner organizations (e.g., local non-profits)
Gardening supplies donations
Recruit and train garden advisors
Garden advisors are trained and recruited
Recruit low-income households (radio spots, church announcements)
Low-income households are recruited
Home gardening orientation session
Households attend orientation session.
Home visits by garden advisor
Garden advisors conduct home visits
Establish home gardens
Home gardens are established
Set up distribution network
Distribution network created
Establish linkage with church pantry for surplus produce
Linkage made with church pantry for surplus produce
Increase knowledge of home gardening practices
Home gardeners have the skills to garden successfully
Home gardeners tend to gardens
Produce from home gardens is sold through distribution network
Surplus home garden produce donated to church pantry
Increase availability of fruits and vegetables to low-income households
Increase healthy eating
Increase physical activity
Increase social capital
Decrease differences in healthy eating by income level
Decrease differences in PA levels by income level
Prevent/ reduce chronic disease & achieve greater health equity

Combining a Theory of Change with a Graphical Logic Model



Is it an Output or an Outcome?

Many people confuse outputs and outcomes

Remember that an output is what the activity will produce, e.g. #of advisors trained in a training session (activity)
Along with resources and activities, the output is part of the "IF' in the IF ⟶ THEN statement

An outcome the change program planners/organizations hope to see

An outcome can be short, intermediate, or long term; it can be part of a vision for broader impacts a program/project will effect

Outcomes are part of the "THEN" in the IF ⟶ THEN statement

Considerations of Developing Logic Models

- When starting the development of a logic model, **start with your outcomes/goals and assumptions**
- Logic models should change over time to reflect best thinking and **current evidence**
- Multiple stakeholders should be involved in the development of a logic model and it should be an **iterative process-** this will help with quality and meaning

Limitations of Logic Models

- Does not guarantee that your logic is accurate
- Does not take into account any unintended consequences
- Not always grounded in research
- Does not identify different aspects of a program that can impact effectiveness, such as organizational structure or culture



Sample Logic Models

CEDER

Program Logic Model

CEDER

Logic Model

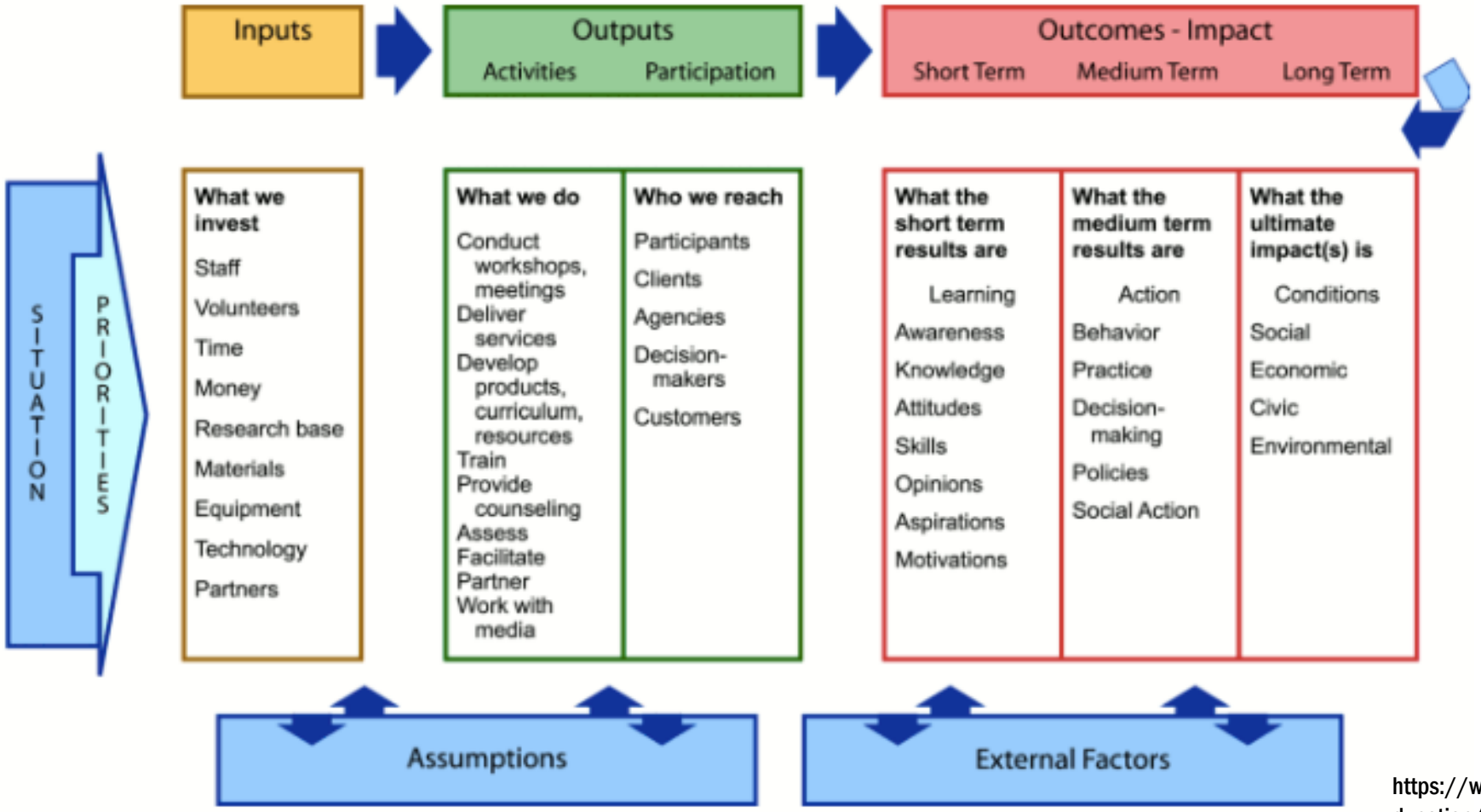

https://www.fs.usda.gov/main/conservationeducation/programs/program-development

Michigan Engaging Community through the Classroom

MECC: Logic Model | *Updated 3/10/2021*

TAUBMAN COLLEGE
ARCHITECTURE & URBAN PLANNING
UNIVERSITY OF MICHIGAN

Inputs

Inputs include the resources needed to implement the program (e.g., staff time, space, community stakeholders, and funding).

Stakeholders
- UM students of all academic levels and majors
- Faculty
- Community partners

MECC Leadership & Support

University of Michigan's Taubman College of Architecture and Urban Planning

Funding

Multidisciplinary perspectives in civically oriented and engaged learning

Project consultation and management skills

Activities

Activities include everything that will take place as part of the intervention (e.g., mentorship, workshops, project-based learning activities).

Identification of community needs

Students from multiple disciplines enrollment in course that mediates collaboration with communities

Collaboration among all stakeholders such as community partners, faculty, and students

Prepare project scope over one semester
Stakeholders collaborate to complete project

Review of work at end of semester

MECC leadership connect faculty, students, and projects such as selecting professors chosen to teach courses and communicating with community partners who are interested in collaborative work with UM Taubman College

?

Outputs

Outputs include all the ways you are currently or intend to measure success (e.g., the number of program attendees, an increase in self-efficacy).

# of Students involved
# of Faculty involved
# of Completed projects

Mutually beneficially relationships among stakeholders
- Students- engage in critical thinking and real-world projects
- Faculty help students develop skills to advance collaborative projects
- Community partners are provided guidance and support on project

Time and resources allocation to benefit community

Short-Term Outcomes

Outcomes are about changes and usually include an active verb. Short-term outcomes include areas such as increased self-efficacy.

Increase critical thinking skills

Enhance ability to work across disciplines

Enhance collaboration skills

Increased communication among all those involved

Increased creativity and innovation skills

Long-Term Outcomes

Outcomes are about changes and usually include an active verb. Long-term outcomes include areas such as improved career trajectories.

Improved multidisciplinary skills in careers

Better understanding of civically oriented engaged learning

Enhance UM's public service and outreach mission

Help improve communities

CEDER



Benefits of a Logic Model

CEDER

Why use logic models?

The finished logic model is beneficial because it…

- supports evaluation plan and program improvement
- visually communicates the intent and goals;
- explains an idea, resolves a challenge, or assesses progress;
- may be implicitly or explicitly required by the sponsor;
- is another chance to mention broader impacts.



Resources

CEDER

Resources

CEDER

- The Logic Model Guidebook: Better Strategies for Great Results*
- United Way Logic Model
- W.K. Kellogg Foundation Logic Model Development Guide
- The 2010 User-Friendly Handbook for Project Evaluation
- CEDER workshop

*Knowlton, L.W. & Phillips, C.C. (2012). Sage Publications.

ceder

KEEP IN TOUCH!

CEDER.SOE.UMICH.EDU

Victoria Bigelow
vbigelow@umich.edu

